


Clifton Market Window Box featuring Tom Lohre

319 Ludlow Ave, Cincinnati OH 45220

Some of this art will be auctioned on EBTH. Email to be put on the auction notice list.

Past Auction Prices

<https://www.ebth.com/browse?status=all&q=Tom%20Lohre>



Suspension Bridge, 20" x 36", Melted Crayola crayons on paper,




Cincinnati Roebling Suspension Bridge I, 20" x 36", Melted Crayola crayons on paper, January 1, 2023

A crayon version of an older painting below, done for a client. She wanted day and night painting. The homeless were camping nearby while Tom painted from life. Today with the new construction, it's harder to get to this part of the river but the homeless are still camping there.





Cincinnati Roebling Suspension Bridge with Reclining Woman II, 20" x 36", Melted Crayola crayons on paper, January 1, 2023



Finally finished the new technique. Instead of melting Cray-pas oil pastels I switch over to Crayon brand crayons to get a more transparent color. In the light colors you still needed a little white to make them usable. Still mixing up the special colors using a hot plate and a small dish. Instead of sucking the hot wax into a brass tube you pour it into a mini silicone ice cube tray with the partitions cut out to leave a trough. Crayon wax will not let you extrude them out of a brass tube. They get very stiff and the wax gets locked into the tubes. As long as the work is large the $\frac{3}{8}$ " special colored crayons work perfectly melting them on paper with a heat gun. The paper

absorbs the wax and leaves the color looking like a brush stroke. A little mixing can be done and over painting is difficult but not impossible. It's better to apply the right color in the right spot the first time.

Painting with wax instead of oil might be a stretch. I have always been fascinated with wax, even burning myself when I was a kid. I started melting wax when I created a painting machine. It needed a great stroke and I came up with melting special mixed oil pastels on a hot surface. The machine produced 10 paintings, did not sell one and cut its ear off. I've gone on to use the technique because it is great in a hotel room, the smell is nothing as bad as oil paint. It dries immediately and you can carry everything you need in a small box. The normal person would think it's oil. Starting on a new series of such work I worked at revamping the formula to make the colors transparent. Crayola Crayons are transparent and with a little help with opaque Cray-pas white in the light colors, it is superior to Cray-pas oil pastels or any oil pastel. Oil pastels are too opaque. To get that fantastic surface you need transparency. Now to discover the new subject. I always advise students to paint Cincinnati's Suspension bridge and Fountain Square. They always sell and you can learn at the same time. This time I am taking my own advice, producing new work for the window box gallery on Ludlow Avenue part of Clifton Market across from the Esquire Theater. I'm throwing in the Esquire Theater as another iconic Cincinnati image you can paint over and over except this time they all will have a reclining woman to spice things up.

The next 36" x 24" will be a night scene. I'm framing them with clips on the corners, string holding them tight with Plexiglass front and foam core back. Painting Uma Thurman in Pulp Fiction. The technique has proven itself beyond my expectations. Exploring the Crayon company, I found they produced a Crayon melter. I immediately bought a used one. I had been trying to do this using a hot melt glue gun but it never worked, yet! Maybe I can get my sister Mary to use it. It would really make her work more intense. Now to focus on the colors. Still the rough sketch on a 7" x 5" is excellent in my opinion. I gave it to an admirer. All I need is a good image.



Fiona II, 12" x 16", Oil on canvas

Painted while on his fourth crossing of the Atlantic. It was his third trip on board the Fiona, Captain Eric Forsyth's magnificence Fiona, a 42' Westsail. Tom took his time working on the drawing on the canvas while underway and painted when they were in port. The painting is an homage to Pinkham Ryder.

Brief History of the Artist/Scientist

Tom Lohre learned by living with a master portrait painter Ralph Wolf Cowan. Searching for new subjects, he painted the eruption of Mount Saint Helens while it erupted from life, twenty miles to the south on Tum Tum Mountain. He also painted the first space shuttle from life, 200 'feet from it, under armed guard, the day before it took off. Then he painted the various planets as Voyage II encountered them from the Jet Propulsion Laboratory. Besides painting portraits, Tom paints scenes from life. Tom learned; "To create great paintings is not to go to somewhere fantastic. Let your brain invent the painting with slow and careful thought."

Thomas George Lohre, Jr., 513-236-1704, tom@tomlohre.com thoslohre49@gmail.com


Instagram

https://www.instagram.com/reel/Cm2qxKeh5mx/?utm_source=ig_web_button_share_sheet

YouTube

<https://youtu.be/soaa-QMw90k>

Facebook



Waverly Woman, Oil on board, 12" x 16", 1996, \$150


Tom was in the process of moving out of New York City after twenty years in the Village. HE had met the love of his life and they did not want to live in the City because they had a good job where they were. Hopefully it was Tom's hometown. While making the transition he would take the 18 hour train from Cincinnati to New York City that ran meticulously through Virginia, DC, Philly and finally Penn Station while nursing a thermos of coffee and Bourbon. This painting was done from life on Sixth Avenue. For years Tom painted on the street in the Village but always with no one in the paintings. Now he took the extra step to place a well wrought figure in the painting. The series was not so successful, a few went for market price but the majority never hit their mark.

Cincinnati Roebling Suspension Bridge with Reclining Woman I, 20" x 36", Melted Crayola crayons on paper, January 1, 2023, \$750



Painting done immediately on return from the 2016 Crossing, Oil on board, 12" x 16", \$175
You always have a drive to capture the rolling, bouncing, ruckas and all around wet after a crossing.

Cincinnati Roebling Suspension Bridge I, 20" x 36", Melted Crayola crayons on paper, January 15, 2023, \$750



Ed Hick as Van Gogh, 16" x 20", Oil on canvas, \$750


Cincinnati Roebling Suspension Bridge with Reclining Woman II, 20" x 36", Melted Crayola crayons on paper, January 1, 2023, \$750



°Keith Richards, 5" x 7", Oil on board, December 31, 2020, \$300

°Lady Bearcat, 12" x 16", July 17, 2022, Melted oil pastel on metal, \$350

Plenty Benny, 8" x 10", Oil pastel melted on metal, \$175



Candy Darling, Oil pastel melted on Lexan, 5" x 7", \$25

South Street Seaport, Watercolor on paper, 6" x 4", \$50




Derived from Sailing by Moonlight, formerly attributed to Albert Pinkham Ryder, circa 1880, 7" x 4", Crayola crayon melted on paper, \$25

There's over a thousand fake Ryders out there but this is not one of them. Pinkham was an eccentric and piled paint, varnish, over paint, varnish until the work was thick with vibration. Though he died in 1917 some of his work is still not dry!

Homage to Albert Pinkham Ryder, 10" x 8", \$50

Applied rabbit skin glue gesso on flashing metal then used a heat gun to melt Crayola crayons. Wanted the traditional gesso to absorb the wax and even out the color but it did not happen. Will have to rethink and discover an absorbing canvas.



Sailboat I, 7" x 4", Crayola crayon melted on sticky vinyl paper, \$25

One of the first paintings done with melted Crayola crayons. Done on sticky paper so you could stick them around the neighborhood like graffiti.

Fiona I, Oil on canvas, 12" x 16", 2018, \$1,200


Painted during the fourth crossing of the Atlantic. Tom painted the ship he was on in the manner of Pinkham Ryder. He took his time and worked on the pencil on the canvas while underway and painted when they were in port.

Clifton Market Window Box featuring Tom Lohre

319 Ludlow Ave, Cincinnati OH 45220

Art changes all the time. Removed art auctioned on EBTH. Email to be put on the auction notice list. Past Auction Prices

513-236-1704, thoslohre49@gmail.com



Video of Too Many Benny singing in front of Human Bistro, Ludlow Avenue, Clifton, Cincinnati, Ohio.

<https://www.youtube.com/watch?v=kVTIDQP-WYI&t=38s>

Video of the painting of Plenty Benny

<https://www.youtube.com/watch?v=AMbZlb7EDdE&t=183s>



Tom Lohre's Web Site <http://tomlohre.com/>

PDF of current show in the window box <http://tomlohre.com/WindowBoxGallery.pdf>



Past EBTH Auction Prices

<https://www.ebth.com/browse?status=all&q=Tom%20Lohre>

Clifton Videos on YouTube

https://www.youtube.com/channel/UCBMUFwLZnADk_Je2Sdagj5g
